

**Daidalos Peutz** bouwfysisch ingenieursbureau  
 Vital Decosterstraat 67A – bus 1  
 B-3000 Leuven  
 Belgium  
 VAT: BE 0454.276.239  
[www.daidalospeutz.be](http://www.daidalospeutz.be)



NBN EN ISO 17025:2005

**NOISE LAB**  
**REPORT Number A-2019LAB-024-H163-42591\_E**

**Customer :** BSW Berleburger Schaumstoffwerk GmbH  
 Am Hilgenacker 24  
 57319 Bad Berleburg  
 Germany

**Contacts :** Client : Enrico Eppner  
 Noise lab : Volker Spessart

**Tests :** Laboratory measurement of the reduction of impact noise by a floating floor system  
 on a heavyweight standard floor.  
**Product name :** REGUPOL sonus curve, 17mm

**Normative references:**

NBN EN ISO 10140-3 Acoustics - Laboratory measurement of sound insulation of building elements  
 - Part 3: Measurements of impact sound insulation

*Various other related norms:*

NBN EN ISO 10140-1 Acoustics - Laboratory measurement of sound insulation of building elements  
 - Part 1: Application rules for specific products  
 NBN EN ISO 10140-4 Acoustics - Laboratory measurement of sound insulation of building elements  
 - Part 4: Measurement procedures and requirements  
 NBN EN ISO 10140-5 Acoustics - Laboratory measurement of sound insulation of building elements  
 - Part 5: Requirements for test facilities and equipment  
 NBN EN ISO 12999-1 Acoustics - Determination and application of measurement uncertainties in building acoustics  
 - Part 1: Sound insulation  
 NBN EN ISO 717-2 Acoustics - Rating of sound insulation in buildings and of building elements  
 - Part 2: Impact sound insulation

To perform the above measurements, the laboratory of Daidalos Peutz is accredited by BELAC "The Belgian Accreditation Body"  
 BELAC is a signatory of all existing MLAs (multilateral agreements) and MRAs (multilateral recognition agreements) of EA (European co-operation for Accreditation), ILAC (International Laboratory Accreditation Cooperation) and IAF (International Accreditation Forum).  
 In this way, reports and certificates issued by BELAC accredited bodies are internationally accredited.

<b>Date and reference of the request:</b>	01/08/2016	2019LAB-024
<b>Date of receipt of the specimen (s):</b>	09/08/2016	SONH163
<b>Date of tests:</b>	09/08/2016	
<b>Date of preparation of the report:</b>	18/04/2019	

This test report together with its annexes contains : 13 pages and must be multiplied only in its entirety.

Technical Manager,

Volker Spessart

Laboratory Engineer,

Karolien Benoit



**NOISE LAB**  
**REPORT Number    A-2019LAB-024-H163-42591\_E**

**STANDARD METHOD**

The normalised impact sound pressure level  $L_n$  and the reduction of sound pressure level (improvement of impact sound insulation)  $\Delta L$  were measured according to the standard NBN EN ISO 10140-3:2010. A detailed description of the test set up has been given in the figures of annex 1 of this report.

The tests were measured as follows:

- The test sample is mounted onto a heavyweight standard floor, in accordance with the descriptions in the standard NBN EN ISO 10140-1 and 10140-3.
- The standardized (see NBN EN ISO 10140-5:2010 Annex E) tapping machine is positioned in 3 or 4 positions on the test floor (depending on the sample). The impact sound pressure levels are measured in the receiving room below the test floor using a moving microphone. A one-third octave band analyser measured the averaged sound levels in the third octave bands from 100 to 5000 Hz. If required, the levels are corrected to account for the background noise. The individual measurements are then averaged energetically for each one-third octave band and converted with the reverberation time measurements to the normalized impact sound pressure level  $L_n$  for a receiving room having 10m<sup>2</sup> of equivalent sound absorption area.
- The normalized impact sound pressure level of the heavyweight standard floor  $L_{n,0}$  is measured using the identical procedure.
- The normalized impact sound pressure level is calculated according to the following equation:

$$L_n = L_i + 10 \log (A/A_0) \quad [\text{dB}]$$

met	$L_n$	=	The normalized impact sound pressure level, expressed in dB (ref 20μPa)
	$L_i$	=	the energy average sound pressure level in a one-third octave band in the receiving room when the floor under test is excited by the standardized tapping machine
	$A_0$	=	the reference equivalent absorption area (= 10m <sup>2</sup> )
	$A$	=	the measured equivalent absorption area

- The temperature, relative humidity and static pressure is also measured in the test rooms.
- The improvement  $\Delta L$  of the impact sound insulation is calculated from the difference between the weighted impact sound levels of the bare floor without and with the floor covering:

$$\Delta L = L_{n,0} - L_n \quad [\text{dB}]$$

met	$\Delta L$	=	The improvement of the impact sound insulation
	$L_{n,0}$	=	normalized impact sound pressure level of the bare floor
	$L_n$	=	normalized impact sound pressure level of the bare floor with floor covering

**NOISE LAB**  
**REPORT Number    A-2019LAB-024-H163-42591\_E**

## STANDARD METHOD

### Single rating numbers

Evaluation according to EN ISO 717-2 defines single-number quantities,  $L_{n,w}(C_i)$  for the impact sound insulation of floors and  $\Delta L_w(C_{i,\Delta})$  for the impact sound reduction of floor coverings and floating floors from the results of measurements carried out in accordance with NBN EN ISO 10140-3. The values obtained in accordance with ISO 10140-3 are compared with reference values at the frequencies of measurement within the range 100Hz to 3150 Hz for measurements in one-third octave bands. The calculation of the single-value indicator can not be summarised in a few lines. See standard NBN EN ISO 717-2 for details.

$L_{n,w}$  = weighted normalized impact sound pressure level  
 $L_{n,w} + C_i$  = weighted normalized impact sound pressure level corrected with the adaptation term  $C_i$

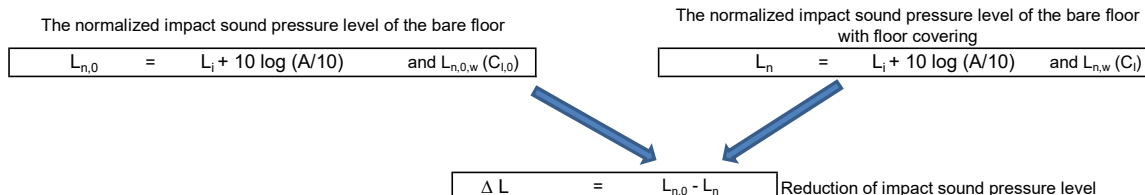
$C_i$  =  $L_{n,sum} - 15 - L_{n,w}$  With  $L_{n,sum}$  the summation on an energetic basis for the one-third octave bands in the frequency range 100Hz to 2,5kHz

$$L_{n,sum} = 10 \log \sum_{i=1}^{\infty} 10^{\frac{L_i}{10}}$$

Calculations of the spectrum adaptation term may additionally be carried out for an enlarged frequency range.

The single-number quantities of impact sound insulation properties of floors, presented as  $L_{n,w}(C_i)$

The single-number quantities of the weighted reduction in impact sound pressure level for floorcoverings, is presented as  $\Delta L_w(C_{i,\Delta})$  and  $\Delta L_{fin}$



To compare the measurement results obtained in different test laboratories, the normalized impact sound level  $L_n$ , is referred to the reference floor defined in ISO 717-2 in the following way. The quantity is designated by the index "r" ("reference floor"):  $L_{n,r}$


$$L_{n,r} = L_{n,r,0} - \Delta L \quad \text{and } L_{n,r,w}(C_{i,r})$$

with  $L_{n,r,0}$  is the defined normalized impact sound pressure level of the reference floor (see ISO 717-2 point 5.2)

$$\Delta L_w = L_{n,r,0,w} - L_{n,r,w} = 78 - L_{n,r,w} \quad \text{with } C_{i,\Delta} = C_{i,r,0} - C_{i,r} = -11 - C_{i,r}$$

$$\Delta L_{fin} = \Delta L_w + C_{i,\Delta}$$

**Daidalos Peutz** bouwfysisch ingenieursbureau  
 Vital Decosterstraat 67A – bus 1  
 B-3000 Leuven  
 Belgium  
 VAT: BE 0454.276.239  
[www.daidalospeutz.be](http://www.daidalospeutz.be)



**daidalos peutz**  
 laboratory of acoustics



N° 451-TEST

NBN EN ISO 17025:2005

## NOISE LAB

REPORT Number A-2019LAB-024-H163-42591\_E

### SPECIAL MEASUREMENT CONDITIONS

n/a

### ACCURACY

The accuracy of the impact sound insulation as calculated can be expressed in terms of repeatability (tests within one laboratory) and reproducibility (between various laboratories)

#### Repeatability [r]

When: - two tests are performed on identical test material - within a short period of time - by the same person or team - using the same instrumentation - under unchanged environmental conditions - the probability will be 95% that the difference between the two test results will be less than or equal to r

#### Reproducibility [R]

When: - two tests are performed on identical test material - in different laboratories - by different person(s) - under different environmental conditions - the probability will be 95% that the difference between the two test results will be less than or equal to R

In NBN EN ISO 12999-1 there is a statement on the reproducibility R to be expected, based on the results of various inter-laboratory tests. The reproducibility of the single figure rating  $L_w$ ,  $\Delta L_w$  is about 3 dB.

The specific value of uncertainty is available on request

### ENVIRONMENTAL CONDITIONS during the tests

	Source room	Receiving room
Temperature :	T = 21,9 °C	20,9 °C
Atmospheric pressure :	p = 1025 hPa	1025 hPa
Relative humidity :	h <sub>r</sub> = 64,0 %	77,0 %



**NOISE LAB**

**REPORT Number A-2019LAB-024-H163-42591\_E**

**$L_{n,0}$**

**NORMALIZED IMPACT SOUND PRESSURE LEVEL (of standard floor) in accordance with ISO 10140-3:2010**

**Client:** BSW Berleburger Schaumstoffwerk GmbH

**Date of test:** 09/08/2016

**Description of the test setup:**

The base floor used is a 140 mm thick solid reinforced concrete slab.  
 According to ISO 10140-5 Annex C this is the "heavyweight standard floor".

**Receiving room volume V:** 51,4 m<sup>3</sup>

**Reference floor area :** 12,0 m<sup>2</sup>

**Tested floor area :** 12,0 m<sup>2</sup>

**Signal :** Standard tapping machine with steel-headed hammers.

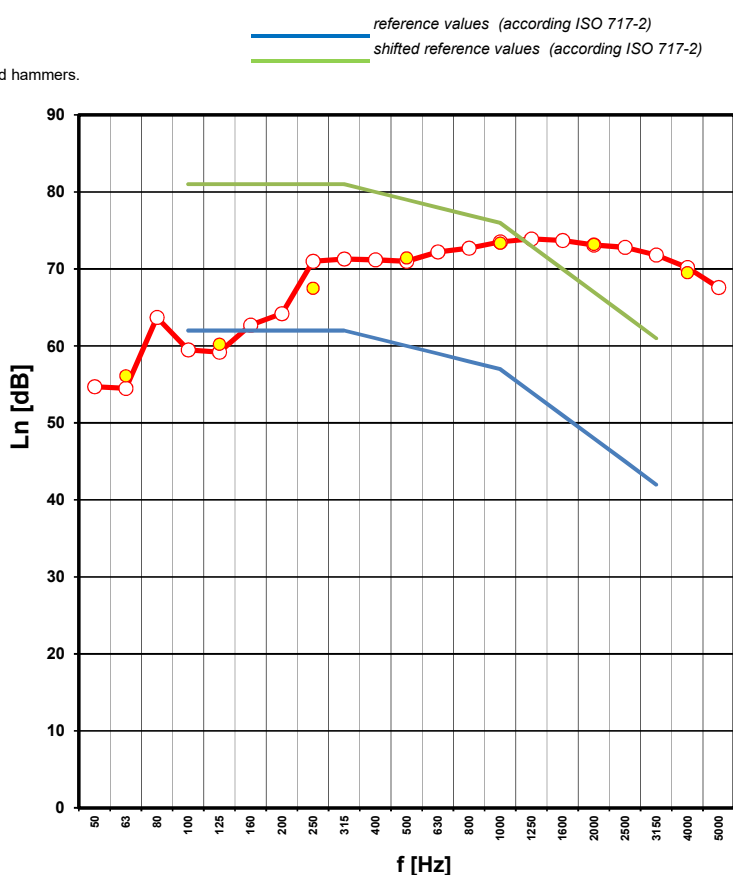
f	$L_{n,0}$	(*)
(Hz)	(dB)	
<b>1/3 octave bands :</b> <span style="color:red">■</span>		
50	54,7	
63	54,5	
80	63,7	
100	59,5	
125	59,2	
160	62,7	
200	64,2	
250	71,0	
315	71,3	
400	71,2	
500	71,0	
630	72,2	
800	72,7	
1000	73,5	
1250	73,9	
1600	73,7	
2000	73,1	
2500	72,8	
3150	71,8	
4000	70,2	
5000	67,6	

<b>octave bands :</b> <span style="color:orange">●</span>	
63	56,1
125	60,2
250	67,5
500	71,4
1000	73,3
2000	73,2
4000	69,5

B:  $L_n$  < value shown

(\*) b : background noise correction used

B : Maximum background noise correction used



Rating according to ISO 717-2

**$L_{n,0,w} (C_i,0) = 79 \quad ( -11 ) \quad \text{dB}$**

Evaluation based on laboratory measurement results obtained in one-third-octave bands by an engineering method

No. of test report: SONH159  
 Date: 09/08/2016

Name of test institute: Daidalos Peutz  
 Signature: Volker Spessart

**NOISE LAB**  
**REPORT Number A-2019LAB-024-H163-42591\_E**

**L<sub>n</sub>**

**NORMALIZED IMPACT SOUND PRESSURE LEVEL** in accordance with ISO 10140-3:2010

**Client:** BSW Berleburger Schaumstoffwerk GmbH

**Date of test:** 09/08/2016

**Description of the test setup:**

45 mm prefab anhydrite screed slab  
 17 mm REGUPOL sonus curve, 17mm  
 140 mm heavyweight standard floor = solid reinforced concrete slab

Receiving room volume V: 51,4 m³

Reference floor area : 12,0 m²

Tested floor area : 12,0 m²

Signal : Standard tapping machine with steel-headed hammers.

— reference values (according ISO 717-2)  
 — shifted reference values (according ISO 717-2)

f	L <sub>n</sub>	(*)
(Hz)	(dB)	
<b>1/3 octave bands :</b>		
50	49,4	
63	53,1	
80	59,1	
100	55,6	
125	53,6	
160	51,5	
200	52,0	
250	52,1	
315	48,2	
400	45,6	
500	40,1	
630	37,9	
800	35,8	
1000	33,4	
1250	29,7	
1600	27,4	
2000	21,0	b
2500	18,3	b
3150	15,6	b
4000	12,6	B
5000	13,9	B

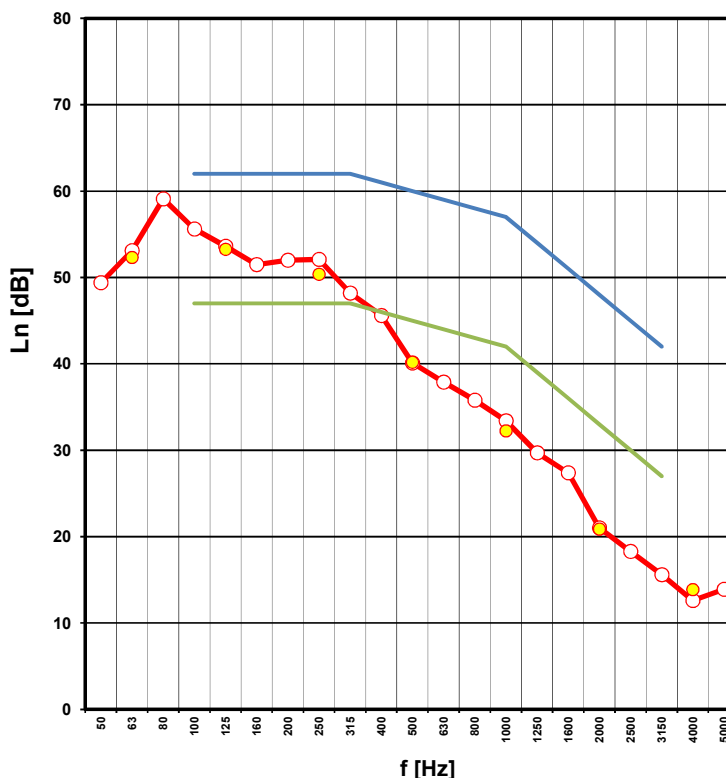
**octave bands :**

63	52,3
125	53,2
250	50,4
500	40,2
1000	32,2
2000	20,9
4000	13,9

B: L<sub>n</sub> ≤ value shown

(\*) b : background noise correction used

B : Maximum background noise correction used



Rating according to ISO 717-2

**L<sub>n,w</sub> (Ci) = 45 ( 1 ) dB**

Evaluation based on laboratory measurement results obtained in one-third-octave bands by an engineering method

No. of test report: SONH163  
 Date: 09/08/2016

Name of test institute: Daidalos Peutz  
 Signature: Volker Spessart

**NOISE LAB**

**REPORT Number A-2019LAB-024-H163-42591\_E**



**REDUCTION OF IMPACT SOUND PRESSURE LEVEL BY FLOOR COVERINGS in accordance with ISO 10140-3**

**Client:** BSW Berleburger Schaumstoffwerk GmbH

**Date of test:** 09/08/2016

**Description of the test setup:**

45 mm prefab anhydrite screed slab  
 17 mm REGUPOL sonus curve, 17mm  
 140 mm heavyweight standard floor = solid reinforced concrete slab

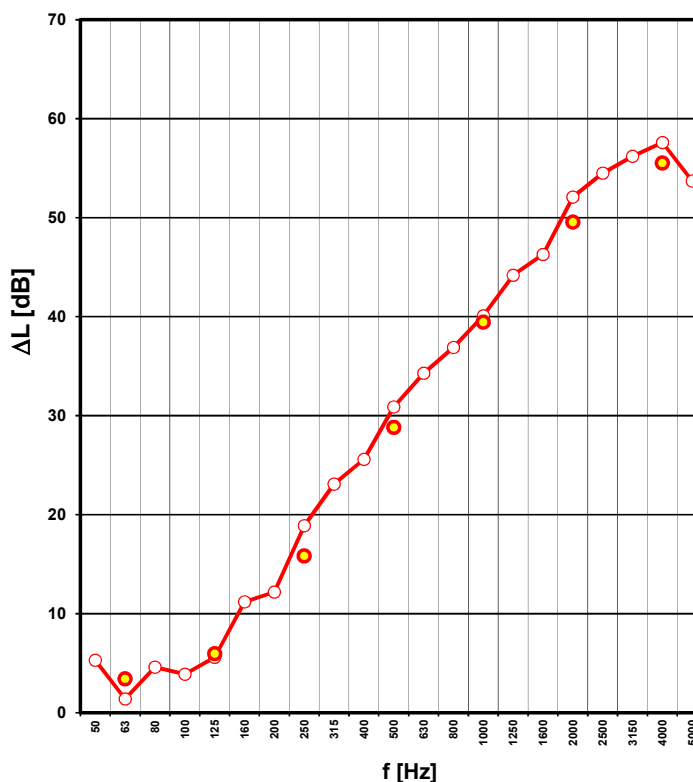
**Receiving room volume V:** 51,4 m³

**Reference floor area :** 12,0 m²

**Tested floor area :** 12,0 m²

**Signal :** Standard tapping machine with steel-headed hammers.

f (Hz)	$\Delta L$ = $L_{n,0} - L_n$ (dB)
<b>1/3 octave bands :</b> —	
50	5,3
63	1,4
80	4,6
100	3,9
125	5,6
160	11,2
200	12,2
250	18,9
315	23,1
400	25,6
500	30,9
630	34,3
800	36,9
1000	40,1
1250	44,2
1600	46,3
2000	52,1
2500	54,5
3150	56,2
4000	57,6
5000	53,7
<b>octave bands :</b> ●	
63	3,4
125	6,0
250	15,8
500	28,8
1000	39,5
2000	49,6
4000	55,5



Rating according to ISO 717-2


$\Delta L_w (C_{i\Delta})$  = 28 ( -13 ) dB

$\Delta L_{in}$  = 15 dB

Evaluation based on laboratory measurement results obtained in one-third-octave bands by an engineering method

No. of test report: SONH163  
 Date: 09/08/2016

Name of test institute: Daidalos Peutz  
 Signature: Volker Spessart

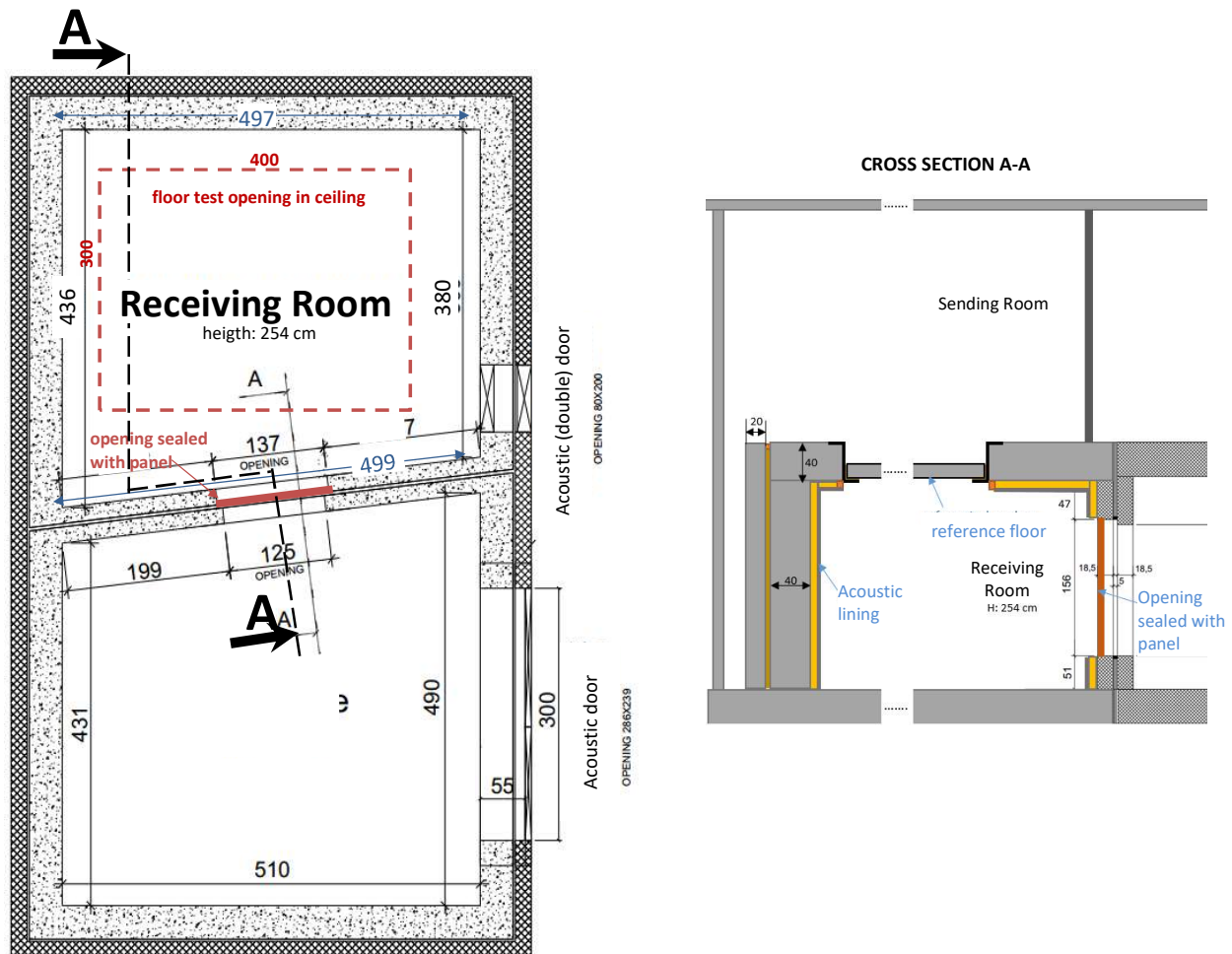


**NOISE LAB**  
**REPORT Number A-2019LAB-024-H163-42591\_E**


**ANNEX 1 : Sound insulation test facilities**

The test rooms meet the requirements of ISO 10140-5

Both rooms are isolated for vibrations by using a so called room-in-room construction.



**Daidalos Peutz** bouwfysisch ingenieursbureau  
 Vital Decosterstraat 67A – bus 1  
 B-3000 Leuven  
 Belgium  
 VAT: BE 0454.276.239  
[www.daidalospeutz.be](http://www.daidalospeutz.be)



**daidalos peutz**  
 laboratory of acoustics



N° 451-TEST

NBN EN ISO 17025:2005

## NOISE LAB

**REPORT Number A-2019LAB-024-H163-42591\_E**

### ANNEX 2: Description test items by manufacturer

*The test sample description given by manufacturer is checked visually as good as possible by the laboratory.*

*The correspondence between the test element and the commercialized product is the sole responsibility of the manufacturer*

Description of the test element as a layered structure

	Thickness (mm)	$\rho$ (kg/m <sup>3</sup> )	$m''$ (kg/m <sup>2</sup> )	Description of the layer
1	45		$\pm 90$	prefab anhydrite screed slab
2	17			REGUPOL sonus curve, 17mm
3	140	2300	322	heavyweight standard floor = solid reinforced concrete slab
4				
5				
6				
7				
8				
9				
10				


Total thickness = 202 mm

REGUPOL sonus curve, 17mm

It is a floating floor underlayer product for impact sound isolation.

The resilient layer is made from recycled rubber materials.

**Daidalos Peutz** bouwfysisch ingenieursbureau  
Vital Decosterstraat 67A – bus 1  
B-3000 Leuven  
Belgium  
VAT: BE 0454.276.239  
[www.daidalospeutz.be](http://www.daidalospeutz.be)



**daidalos peutz**  
laboratory of acoustics



N° 451-TEST

NBN EN ISO 17025:2005

---

**NOISE LAB**

**REPORT Number    A-2019LAB-024-H163-42591\_E**

---

**ANNEX 3: Technical sheet**

---

*The test sample description given by manufacturer is checked visually as good as possible by the laboratory.*

*The correspondence between the test element and the commercialized product is the sole responsibility of the manufacturer*

On request at supplier.



## NOISE LAB

**REPORT Number A-2019LAB-024-H163-42591\_E**

### ANNEX 4: photographs of the test element or the test arrangement

#### *Description of the assembly or drawing or photo*

The floating floor underlayer product was placed on the standard concrete floor.

Then a prefabricated anhydrite screed slab was placed on top.

The topfloor had no rigid contact with the test opening construction. Gaps between the topfloor and the test opening were filled-up with sound-absorbing material.

To improve the acoustical sealing of the perimeter edge around the topfloor, additional sandbags were placed onto the gap.

Remark: the sound-absorbing material and sandbags are not part of the floating floor product.

