

Forms of delivery


Sheets, ex warehouse

Thickness: 12.5 and 25 mm

Length: 1,500 mm

Width: 1,000 mm

Customized strips and pads, self-adhesive versions and special roll lengths available on request.



Technical details

Maximum static load bearing capacity

0.220 N/mm²

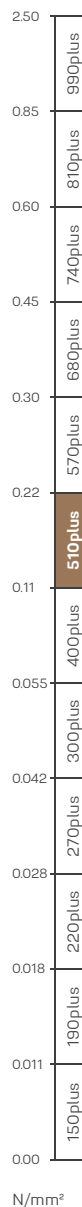
Maximum dynamic load bearing capacity for intermitted loadings

0 to 0.320 N/mm²

Rare, short term peak loads

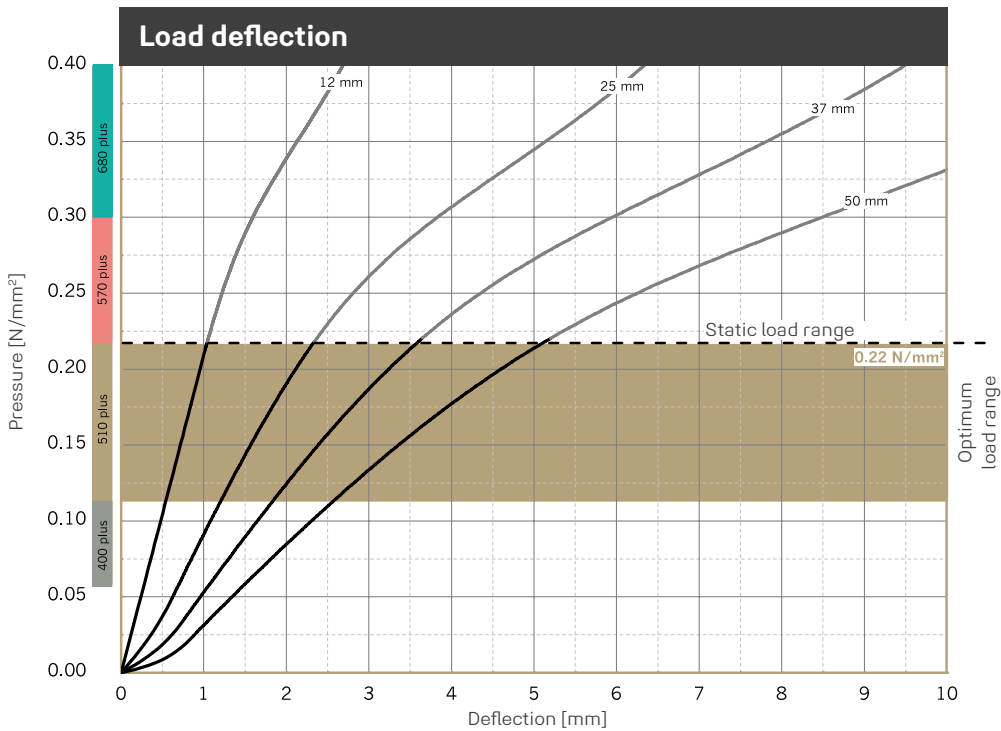
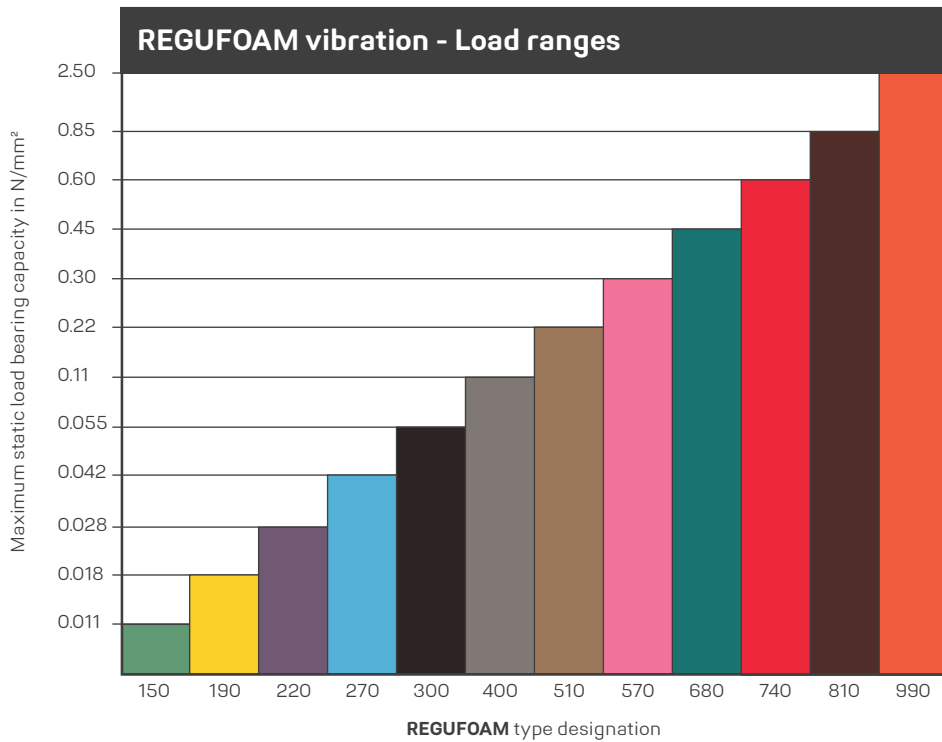
up to 4.000 N/mm²

| Physical property | Norm | Result | Comment |
|-------------------------------|--|-----------------------------|--|
| Static modulus of elasticity | Based on EN 826 | 1.1 - 1.7 N/mm ² | Tangential modulus, see figure "modulus of elasticity" |
| Dynamic modulus of elasticity | Based on DIN 53513 | 2.2 - 3.7 N/mm ² | Depending on frequency, load and thickness, see figure "dynamic stiffness" |
| Mechanical loss factor | DIN 53513 | 0.15 | Load-, amplitude- and frequency-dependent |
| Compression set | Based on DIN EN ISO 1856 | 4.2 % | Measured 30 minutes after decompression with 50 % deformation / 23 °C after 72 hrs |
| Tensile strength | Based on DIN EN ISO 1798 | 2.4 N/mm ² | |
| Elongation at break | Based on DIN EN ISO 1798 | 240 % | |
| Tear resistance | Based on DIN ISO 34-1 | 9.3 N/mm | |
| Fire behaviour | DIN 4102 DIN EN 13501-1 | B2 E | |
| Sliding friction | REGUPOL-laboratory REGUPOL-laboratory | 0.7 0.8 | Steel (dry) Concrete (dry) |
| Compression hardness | Based on DIN EN ISO 3386-2 | 330 kPa | Compressive stress at 25 % deformation test specimen h = 25 mm |
| Rebound elasticity | Based on DIN EN ISO 8307 | 60 % | dependent on thickness, test specimen h = 25 mm |
| Force reduction | DIN EN 14904 | 61 % | dependent on thickness, test specimen h = 25 mm |



N/mm²

REGUFOAM VIBRATION 510PLUS



Examination of deflection in accordance to DIN EN 826 between two stiff panels. Illustration based on the third loading. Velocity of loading and unloading 20 seconds. Tested at room temperature. Dimensions of test specimens 300 x 300 mm.

REGUFOAM VIBRATION 510PLUS

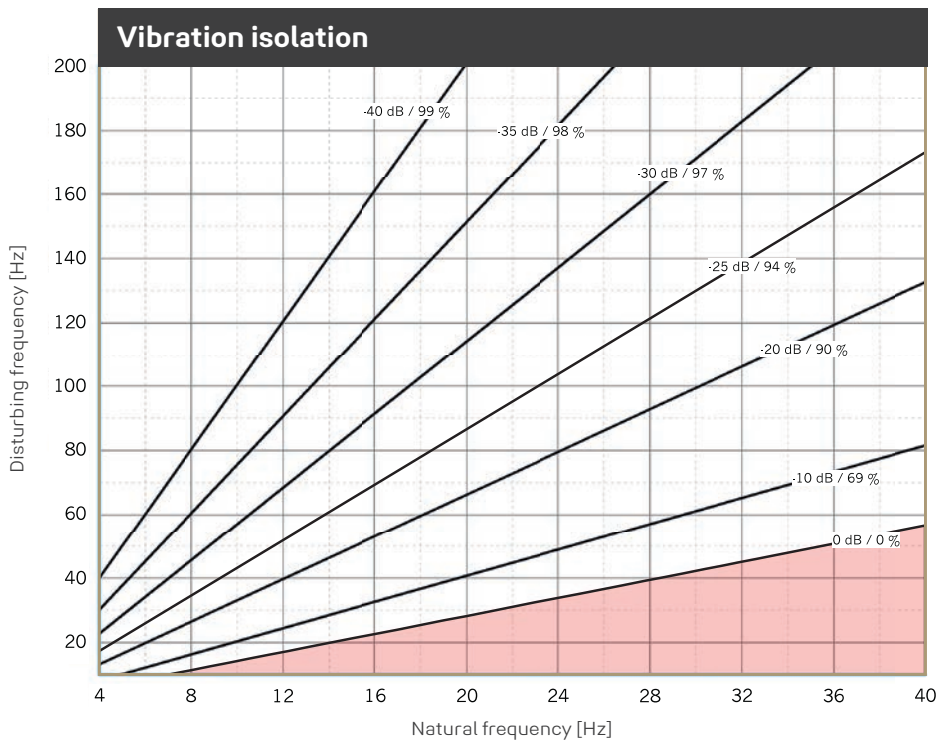
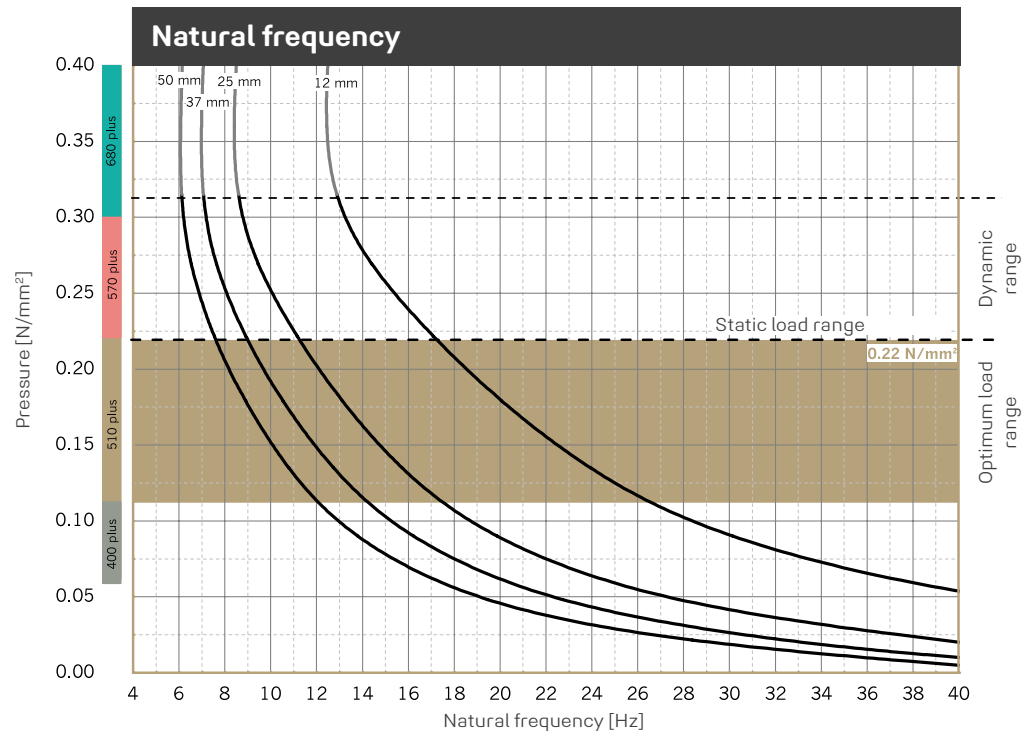


Illustration of the isolation efficiency of a single-degree-of-freedom system (SDOF system) on a rigid base with **REGUFOAM vibration 510plus**. Parameter: power transmission (insertion loss) in dB, isolation factor in %.

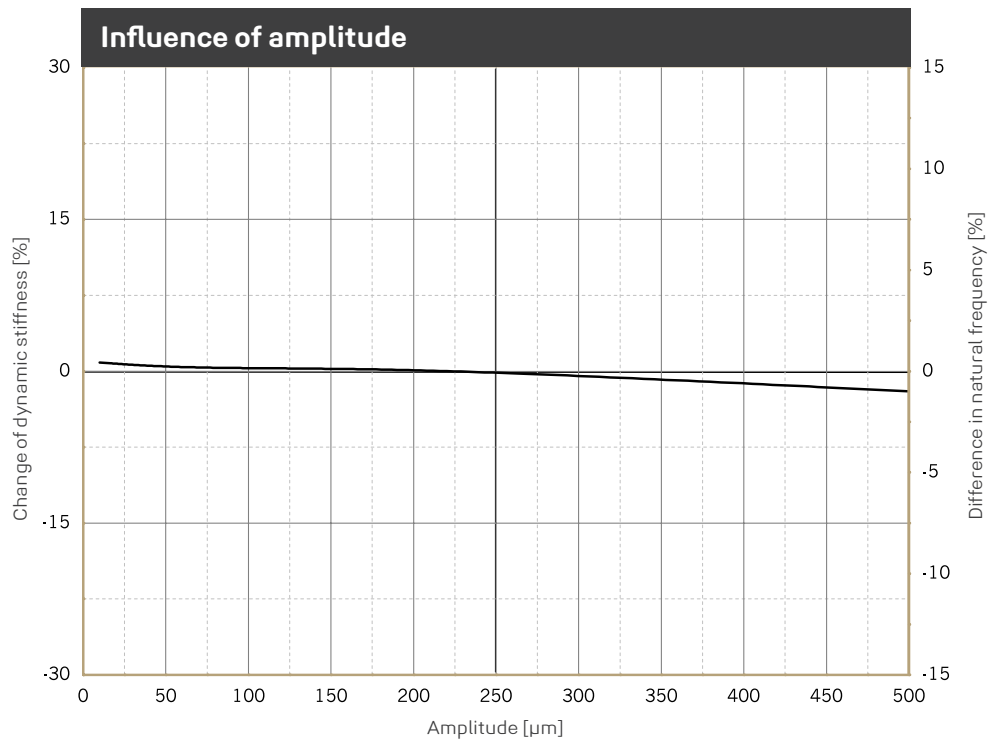


Natural frequency of a single-degree-of-freedom system (SDOF system) considering the dynamic stiffness of **REGUFOAM vibration 510plus** on a rigid base. Dimensions of test specimens 300 x 300 mm.

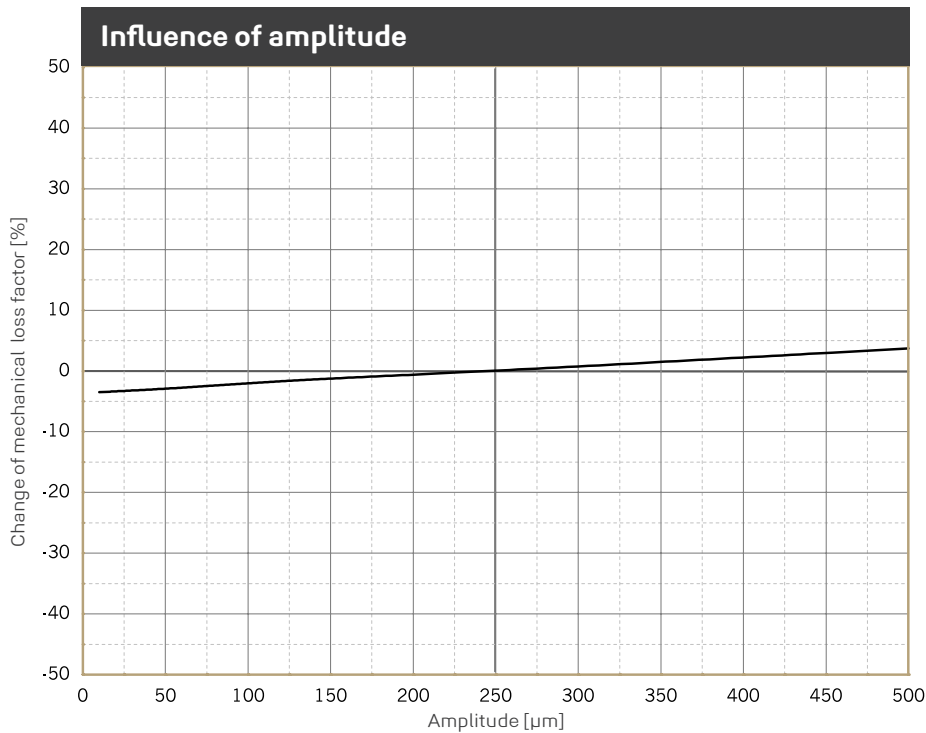
| | |
|------|---------|
| 250 | 990plus |
| 185 | 810plus |
| 160 | 740plus |
| 145 | 680plus |
| 130 | 570plus |
| 115 | 510plus |
| 100 | 400plus |
| 85 | 300plus |
| 70 | 270plus |
| 55 | 220plus |
| 42 | 190plus |
| 28 | 150plus |
| 18 | |
| 11 | |
| 0.00 | |

N/mm²

REGUFOAM VIBRATION 510PLUS



Change of the dynamic stiffness due to changes in amplitudes. Average for 5 Hz, 10 Hz and 40 Hz excitation. Sinusoidal excitation at a constant mean load of 0.220 N/mm², dimensions of the specimens 300 x 300 x 25 mm. Natural frequency of a single-degree-of-freedom system (SDOF system) on a rigid base.



Change of the mechanical loss factor due to changes in amplitudes. Sinusoidal excitation at a constant mean load of 0.220 N/mm², dimensions of the specimens 300 x 300 x 25 mm.

REGUFOAM VIBRATION 510PLUS

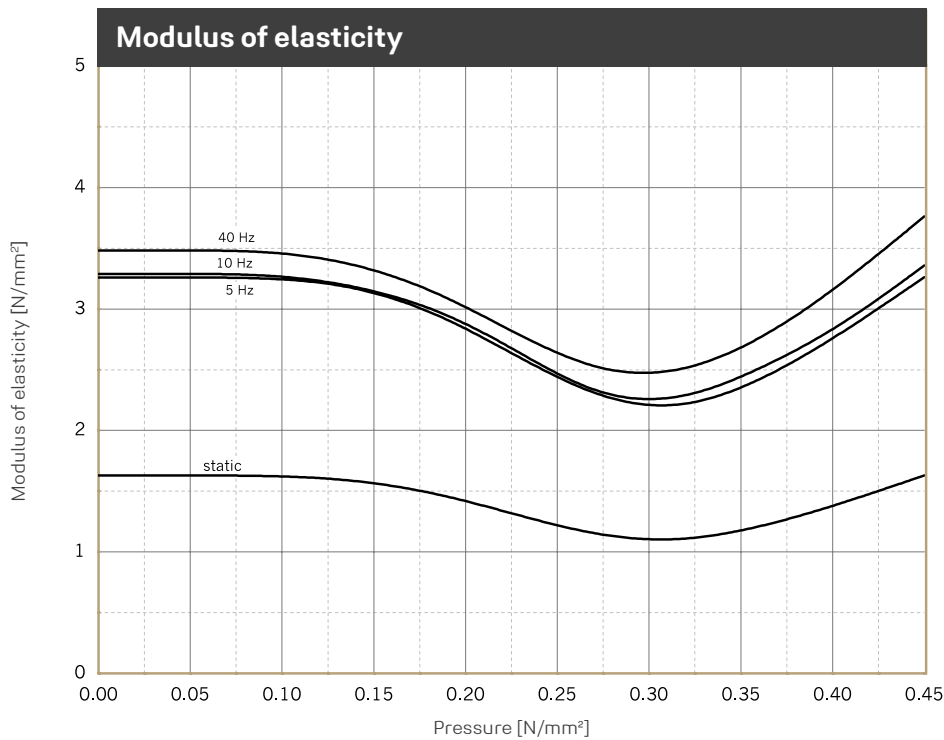


Illustration of the dynamic modulus of elasticity for sinusoidal excitation at a constant mean load and an amplitude of ± 0.25 mm. Dimensions of specimens $300 \times 300 \times 25$ mm; static modulus of elasticity as a result of the tangent modulus of the spring characteristic. Tested in accordance with DIN 53513.

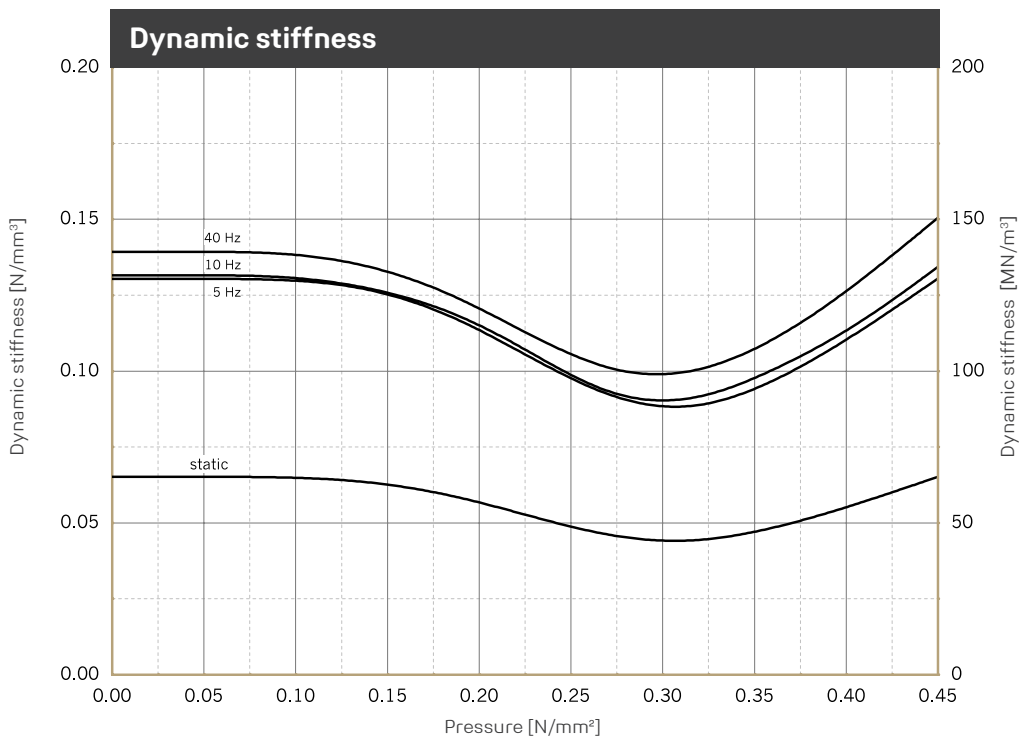
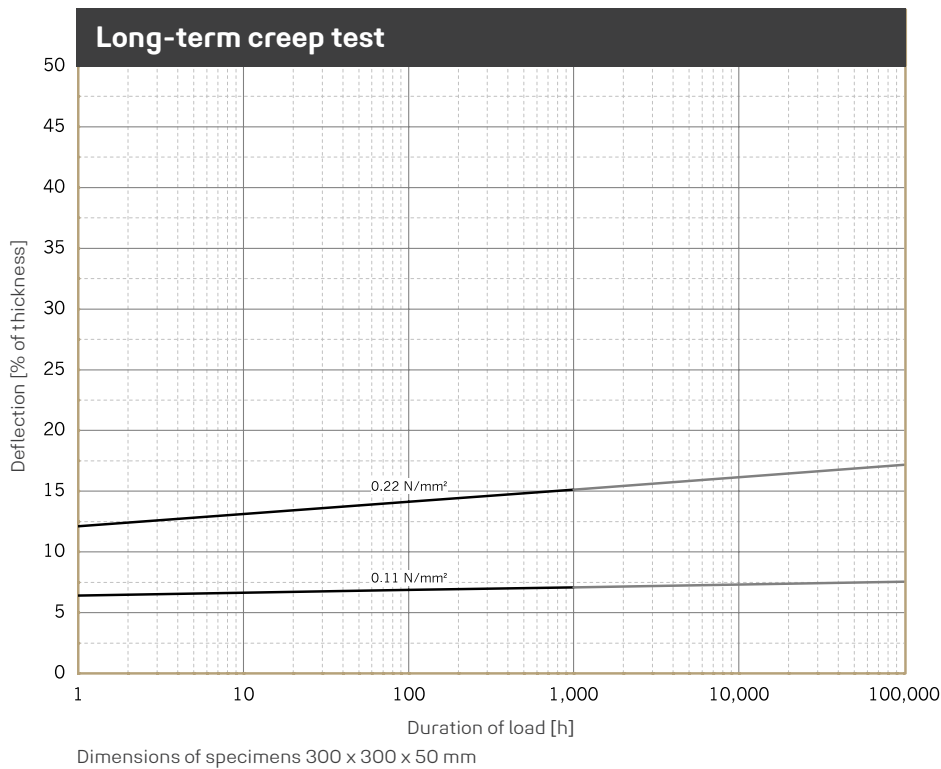


Illustration of the dynamic stiffness for sinusoidal excitation at a constant mean load and an amplitude of ± 0.25 mm. Dimensions of specimens $300 \times 300 \times 25$ mm; static stiffness as a result of the tangent modulus of the spring characteristic. Tested in accordance with DIN 53513.

| | |
|-------|---------|
| 250 | 990plus |
| 0.85 | 810plus |
| 0.60 | 740plus |
| 0.45 | 680plus |
| 0.30 | 570plus |
| 0.22 | 510plus |
| 0.11 | 400plus |
| 0.055 | 300plus |
| 0.042 | 270plus |
| 0.028 | 220plus |
| 0.018 | 190plus |
| 0.011 | 150plus |
| 0.00 | |

N/mm²

REGUFOAM VIBRATION 510PLUS



Exclusion of Liability

Technical services and offers based on these are subject to our General Terms and Conditions of sale, a copy of which can be found on our website www.regupol.com. Special attention should be paid to paragraphs 4 and 5. In so far, please be advised as follows:

Our expertise is the development and manufacturing of products. With our recommendation we can only assist you in selecting a product that is suitable for your demand. However, we cannot act as your architect or consulting expert. This would only be possible subject to a separately concluded service contract that we would have to bill you

for. Such contracts are not part of our scope of supply and services. Hence, our recommendation does not lay claim for its correctness. Guarantees do only apply to the technical properties of the material supplied.

Comment on tolerances: All technical values correspond to our current state of knowledge and are to be understood as reference values only. These values can be subject to considerable variabilities due to production and/or material reasons as well as due to outside influences (temperature, humidity etc.). Thus special agreements on material parameters might be necessary on a case-by-case basis.